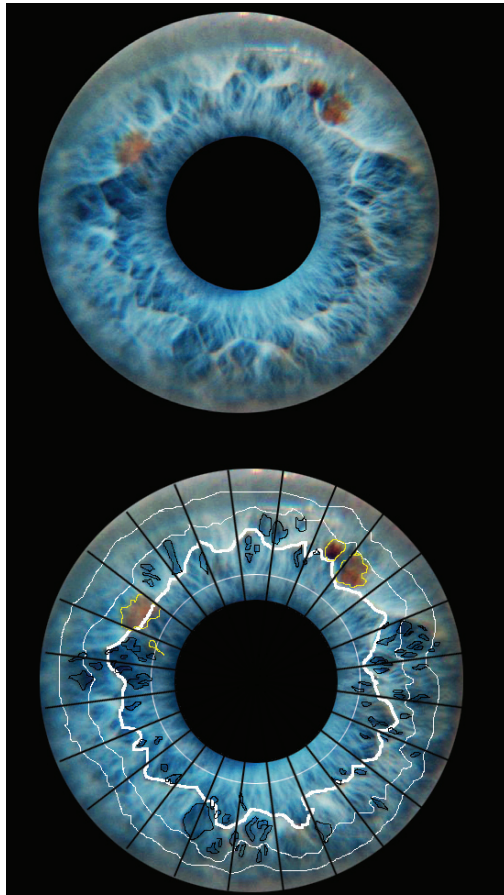


RIGHT EYE

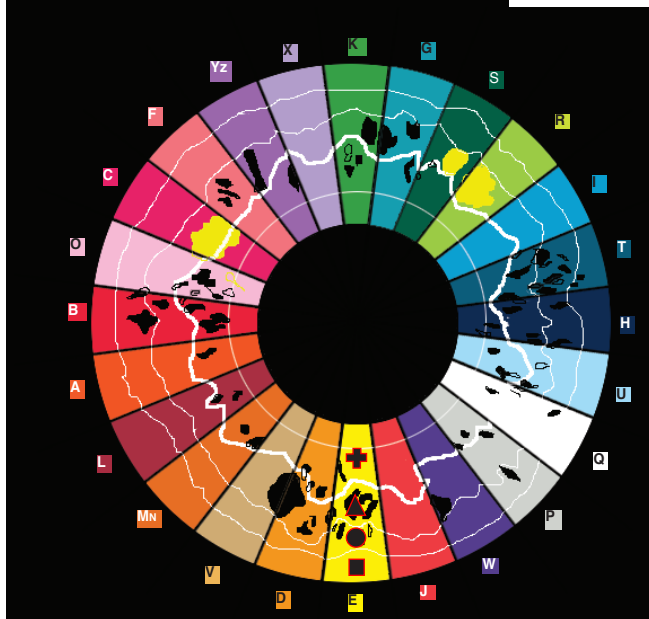
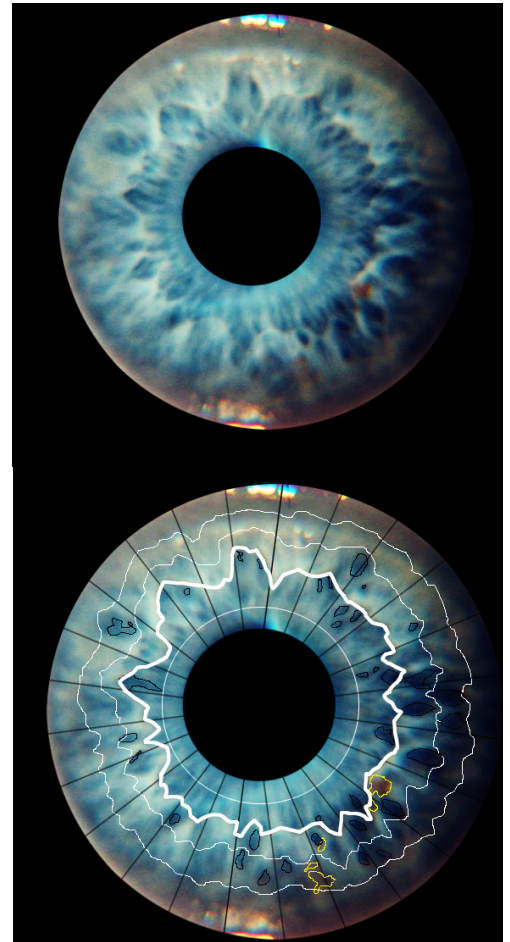
HOW TO READ

LEFT EYE



The eyes show fibres radiating out from the pupil which reflect the nervous system. The more fibres the more sensitive. There is an irregular expression ring in the middle of the iris. The further from the pupil the longer it takes to express. There are prominent gold-brown spots known as jewels in each eye. These indicate spaces of negative electricity. Throughout the iris are darker areas with less fibres. These are known as pools and are spaces in the body that are less sensitive.

TEMPLATED



INTERPRETED



The reading of an eye involves dividing the iris into 4 rings, using the expression ring as a guide for the other three rings. Then superimpose (you can do this mentally) the template to locate the circuits. Finally locate the spaces corresponding to the jewels (yellow) and the pools (black). By referring to the charts on the following pages it is easy to determine the location in the body, and the condition caused by the electrical malfunction in the right eye and the illusion in the left eye. As with all things, practice makes perfect and it is easy to err in the exact location of a pool or jewel at first. However by discussing adjacent spaces with the person receiving the reading it is possible to narrow the diagnosis down to the correct space.

In the above example there are jewels in the Mind ▲ space of the Brain, the Liver and the Gallbladder in the right eye. In the left eye there are jewels in the Mind ▲ of the Testes/Ovaries, the Spleen, the Stomach and in the Heart ● of the Throat. There are numerous pools in both eyes and they are mainly in the Mind ▲